







11 SMART HOME



CYBER SECURITY SAFETY TIPS





SECURE YOUR NETWORK



- CHANGE YOUR ROUTER'S DEFAULT PASSWORD TO SOMETHING STRONG AND UNIQUE.
- USE WPA3 ENCRYPTION (LOOK FOR WI-FI 6)
- CREATE A SEPARATE GUEST NETWORK TO ISOLATE YOUR SMART DEVICES FROM YOUR MAIN NETWORK.
- REGULARLY UPDATE YOUR ROUTER'S FIRMWARE. ENSURE IT'S EQUIPPED WITH THE LATEST SECURITY PATCHES.



2

STRENGTHEN DEVICE PASSWORDS


- WHEN SETTING UP YOUR SMART DEVICES, BE DILIGENT ABOUT CHOOSING STRONG, UNIQUE PASSWORDS.
- AVOID USING EASILY GUESSABLE INFORMATION LIKE “123456” OR “PASSWORD.”
- USE A COMBINATION OF UPPER AND LOWER-CASE LETTERS, NUMBERS, AND SYMBOLS.
- FOR ADDED SECURITY, CONSIDER USING A PASSWORD MANAGER.



3

ENABLE TWO-FACTOR AUTHENTICATION


- MANY SMART HOME DEVICE MANUFACTURERS OFFER 2FA AS AN EXTRA LAYER OF SECURITY (ALSO CALLED MFA).
- BY ENABLING 2FA YOU CAN KEEP PEOPLE OUT. THIS IS TRUE EVEN IF SOMEONE MANAGES TO GUESS YOUR PASSWORD.
- THEY WON'T BE ABLE TO GET PAST THE SECONDARY AUTHENTICATION STEP.
- THIS PROVIDES AN EXTRA SAFEGUARD AGAINST UNAUTHORIZED ACCESS.



4

REGULARLY UPDATE FIRMWARE

- FIRMWARE UPDATES ARE ESSENTIAL FOR FIXING SECURITY VULNERABILITIES IN YOUR SMART DEVICES.
- MANUFACTURERS RELEASE THESE UPDATES TO PATCH DISCOVERED WEAKNESSES.
- MAKE IT A HABIT TO CHECK FOR FIRMWARE UPDATES REGULARLY AND APPLY THEM PROMPTLY.



5

VET YOUR DEVICES



- NOT ALL SMART DEVICES ARE CREATED EQUAL.
- WHEN CHOOSING NEW DEVICES FOR YOUR SMART HOME, RESEARCH THE MANUFACTURER'S REPUTATION.
- LOOK FOR PRODUCTS THAT HAVE A HISTORY OF PROMPT UPDATES AND ROBUST SECURITY FEATURES.
- AVOID PURCHASING DEVICES FROM OBSCURE OR UNTRUSTED BRANDS.



6

ISOLATE SENSITIVE DEVICES


- CONSIDER SEGREGATING YOUR MOST SENSITIVE DEVICES ONTO A SEPARATE NETWORK.
- FOR EXAMPLE, USE A DEDICATED NETWORK FOR: SMART LOCKS, SECURITY CAMERAS AND OTHER CRITICAL DEVICES
- THIS KEEPS THEM SEPARATE FROM YOUR LESS CRITICAL GADGETS. SUCH AS SMART BULBS OR SPEAKERS.
- THIS WAY, EVEN IF A HACKER COMPROMISES ONE NETWORK, THE OTHER DEVICES REMAIN SECURE.





REVIEW APP PERMISSIONS



- SMART HOME APPS OFTEN REQUEST ACCESS TO VARIOUS PERMISSIONS ON YOUR DEVICES.
- BEFORE GRANTING THESE PERMISSIONS, SCRUTINIZE WHAT DATA THE APP IS TRYING TO ACCESS.
- DECIDE WHETHER IT'S NECESSARY FOR THE DEVICE'S FUNCTIONALITY.
- RESTRICT PERMISSIONS TO THE LEAST REQUIRED FOR THE DEVICE TO OPERATE.



8


BE CAUTIOUS WITH VOICE ASSISTANTS

- VOICE-ACTIVATED ASSISTANTS LIKE ALEXA AND GOOGLE ASSISTANT ARE INCREDIBLY CONVENIENT, BUT CAN ALSO POSE PRIVACY RISKS.
- REVIEW YOUR VOICE ASSISTANT'S PRIVACY SETTINGS.
- BE CAUTIOUS ABOUT WHAT INFORMATION YOU SHARE WITH THEM.
- CONSIDER MUTING THE MICROPHONE WHEN YOU'RE NOT ACTIVELY USING IT.
- THIS PREVENTS UNINTENDED EAVESDROPPING.



9


CHECK YOUR DEVICES REGULARLY




- REGULARLY CHECK THE STATUS AND ACTIVITY OF YOUR SMART DEVICES.
- LOOK FOR ANY UNUSUAL BEHAVIOR.
- SUCH AS DEVICES TURNING ON OR OFF UNEXPECTEDLY.
- OR UNKNOWN DEVICES APPEARING ON YOUR NETWORK.
- IF YOU NOTICE ANYTHING SUSPICIOUS, INVESTIGATE AND TAKE ACTION PROMPTLY.

10

UNDERSTAND YOUR DEVICE'S DATA USAGE



- REVIEW YOUR SMART DEVICE'S PRIVACY POLICY.
- UNDERSTAND HOW IT USES YOUR DATA.
- SOME DEVICES MAY COLLECT AND SHARE YOUR INFORMATION WITH THIRD PARTIES.
- IT CAN BE FOR ADVERTISING OR OTHER PURPOSES.
- MAKE INFORMED DECISIONS ABOUT THE DEVICES YOU BRING INTO YOUR HOME.





11

STAY INFORMED

WWW.TURNKEYSOL.COM

- STAY INFORMED ABOUT THE LATEST DEVELOPMENTS IN SMART HOME SECURITY.
- SUBSCRIBE TO OUR SECURITY NEWSLETTERS, FOLLOW US ON SOCIAL MEDIA FOR UNIQUE CONTENT, AND KEEP UP WITH NEWS ARTICLES ON OUR BLOG.
- THE MORE YOU KNOW, THE BETTER EQUIPPED YOU'LL BE TO PROTECT YOUR SMART HOME.



WHEN IN DOUBT, GET HELP FROM OUR EXPERTS

SCAN THIS QR CODE TO ACCESS ALL OF OUR RESOURCES



Turn
Key **TurnKey** *Solutions*

